



FARMERS & RANCHERS

Agriculture is an important part of living and working in central Kansas. The Golden Belt Community Foundation recognizes that gifts of real estate, including farmland, can be a valuable asset supporting many charitable causes. With strong emotional ties to their land, many farmers also desire to see the land continue as farmland rather than be sold by the charity.

Nearly two-million acres of farmland exist in Barton, Pawnee, Rush, and Stafford counties, and with the unprecedented transfer of wealth taking place, incorporating a farmland giving program provides an incredible opportunity for both landowners and philanthropy.

Your Land. Your Legacy. gives the landowner great flexibility in structuring a charitable gift, including the option to request that the foundation keep the land in production to support one or more selected charities for years to come.

DURING YOUR LIFETIME

Donor makes an outright gift of land. The land may remain in production at the request of the donor.

By donating real estate, you bypass capital gains and may deduct the fair market value of the gift. Please consult your tax advisor.

Proceeds from the sale (if sold) or annual income is used to support the charitable wishes of the donor. Because the gift is during the donor's lifetime, the donor can enjoy and see the positive impact of their gift.

WAYS TO GIVE

THROUGH YOUR WILL OR TRUST

Make a specific bequest of land to the Golden Belt Community Foundation.

By donating real estate, you bypass capital gains and your estate may deduct the fair market value of your gift. Please consult your tax advisor.

Proceeds from the sale (if sold) or annual income is used to support the charitable wishes of the donor.

It is suggested that you first obtain gift acceptance from the foundation before a will or other document is drafted.

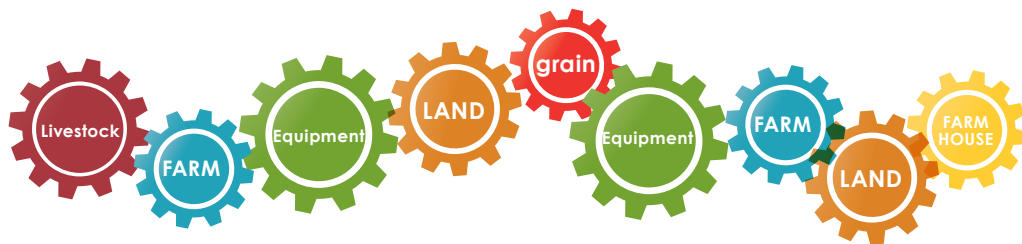
BY CREATING A LIFE ESTATE

Donor retains income and full use of the land for life. Donor receives an immediate tax deduction on the charitable portion of the gift.


Upon donor's death, annual income from the land fulfills the charitable wishes of the donor. The land may remain in production at the request of the donor.

Land will be managed by the Golden Belt Community Foundation. Tenants may continue to farm the land. Land remains on the county tax roll.

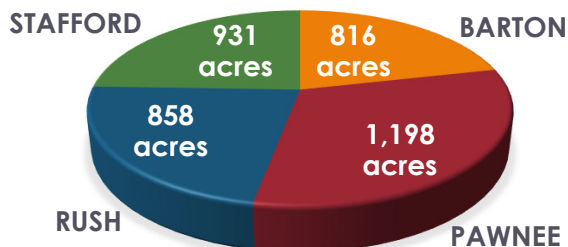
FARMING GOLDEN BELT



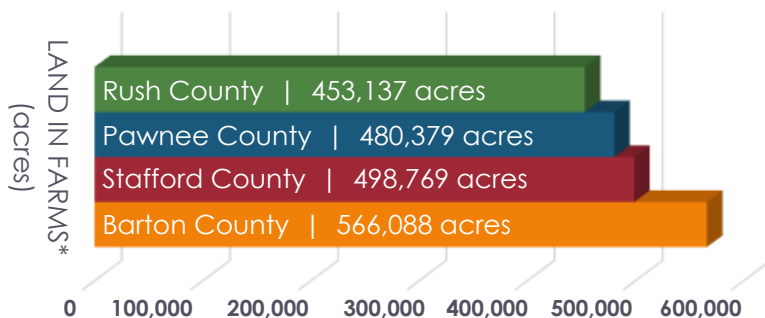
NUMBER OF FARMS BY COUNTY*



AVG. FARM SIZE (ACRES)*



LAND IN FARMS (ACRES)*



FOR MORE INFORMATION:

Golden Belt Community Foundation

1307 Williams St.

P.O. Box 1911

Great Bend, KS 67530

(620) 792-3000

gbcf@goldenbeltcf.org

Golden Belt Community Foundation | V.I 2016

\$79 billion

will be transferred from one generation to the next in the state of Kansas by 2020.

KANSAS

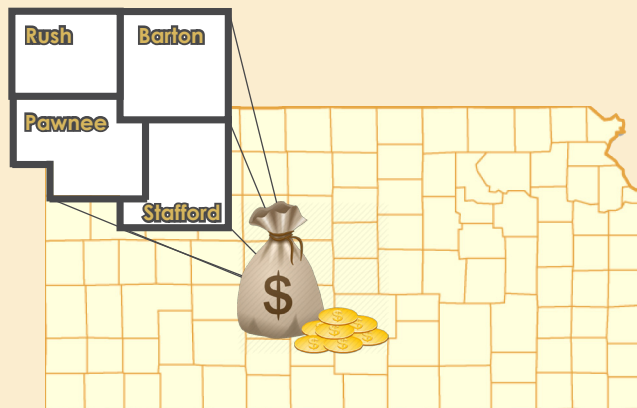
\$3.9 billion

or 5% could be preserved in community foundation endowments.



\$1.2 billion

is set to transfer by 2020 in Barton, Pawnee, Rush and Stafford Counties.



If just **5%** was designated to local charities, through permanent endowments, a lasting impact would be felt by the Golden Belt.

\$61.7 million



ARTS



HEALTH
& WELLBEING



ANIMAL
WELFARE



EDUCATION



YOUTH

*2012 census of agriculture